

BAY AREA GARDEN RAILWAY SOCIETY

TRELLIS AND TRESTLE

JANUARY 2023



**JOIN US AT:
BAGRS.ORG
FACEBOOK
INSTAGRAM**

In This Issue ...

[President's Perspectives](#)

[Random Notes](#)

[Loco of the Month](#)

[Top Posts of 2022](#)

[Newsletter Sharing](#)

[Meet Your BAGRS Directors](#)

[Featured—The Best of 2022](#)

[Dave's Corner](#)

[East Devil Hills Modeling](#)

[Membership Information](#)

[BAGRS Board and Contacts](#)

[District Superintendents](#)

[Calendar](#)

[New Members](#)

[BAGRS Resources](#)

[The Last Page](#)



PRESIDENT'S PERSPECTIVES

I am starting this a few days before my son, Michael, arrives from New York, and my daughter, Emma, decamps from San Francisco, both to spend Christmas with us. We will have a magical Christmas together. This column takes a look back at an excellent 2022 for BAGRS and looks forward to what I hope will be a magical 2023 for BAGRS.

2002 FROM THE CABOOSE: Emerging from the lockdown tunnel:

Railroads were open again and we had a full complement of open railroad weekends
The Annual Meeting was in person and we met up with friends we had not seen for too long
The first Swap Meet for a while, at Accucraft, on a lovely sunny day, was well attended
Steamers were on the road again at Accucraft , the "National" Steam-Up in Lodi and elsewhere
Enhancements to T&T took it from newsletter to digital magazine status
Some of us attended the Denver NGRC to promote our 2023 Convention and to enjoy great railroads there
2023 National Convention facilities were booked and 60+ railroads registered to open for the Convention
We began work on an updated website
Our Instagram following climbed to 1,300 from less than 300 two years ago.
Membership grew as 34 new members joined BAGRS, bucking downward membership trends at other US Clubs

OPEN RAILROADS: Visiting open railroads is my favorite BAGRS activities. I went to as many as I could. Here are 2 of my favorite images, followed by 2 great images taken by others.



The Stump Line in Hollister



The Elia Line in Gilroy



The Harrison Line in Santa Cruz



The Brody Line in Santa Rosa

Thank you to all who opened in 2022 to remind us how magical our hobby is; we loved seeing your layouts.



PRESIDENT'S PERSPECTIVES

2023 FROM THE CAB: 2023 will be an exciting year for BAGRS, anchored by the National Convention in early July.

Our Annual Meeting is set for March 18

The Swap Meet at the Annual Meeting will provide an opportunity to acquire new stuff at great prices

We will also unveil BAGRS revamped website at the Annual Meeting

One or two 'Convention Open Railroad Preview' weekends are targeted for May

The convention, starts in the N. Bay on Friday June 30, where there will be 13 open railroads and an opportunity to ride the Napa Valley Wine Train

On July 2, the convention moves to its HQ in Santa Clara and the next 7 days will be packed with 50+ open railroads, clinics, and events like the Roaring Railroad experience and a poolside reception with fireworks on July 4

We will leverage our expanded social media presence to get a ton of folk to the convention public day

After an opportunity to catch our breath, we hope to have some open railroad weekends in September & October



APPRECIATING OUR CONVENTION 'CONTRIBUTING MEMBERSHIPS'

It takes a lot of work by a lot of people to pull off a National Convention. A few memberships do a **huge amount of work**, for example, Convention Chair, Russ Miller, Convention Webmaster, Greg Hile, Convention Open Railroad Scheduler, Ray Turner, and N. Bay Logistics Coordinator, Ken Brody. However, there are many others memberships that support the convention, albeit not devoting so much time. In collaboration with Russ Miller, your Board of Directors has agreed that all **contributing memberships** should be reimbursed \$100, the cost of a single convention registration.

'Contributing Memberships' are defined as:

- ◇ Memberships leading functions, like security and vendor hall oversight
- ◇ Membership that open their railroads for the convention
- ◇ Memberships that lead a clinic
- ◇ Memberships that work significant hours on the days of the convention

Soon after the convention, memberships which perform one or more of the roles above will receive a check for \$100.

BOARD MEMBERSHIP

2022/2023 Directors have been very diligent and I have enjoyed working with them. Some will be willing to serve for another year but we are always looking for new Directors. If you are interested in this opportunity to serve and to learn how the society operates, please reach out to me this month. It would be particularly good to have one or two Directors who joined BAGRS in the last several years who could bring new perspectives to our deliberations.

TOP POSTS

Our social media following is driven by daily posting of terrific images from the Bay Area and beyond. On Pages 6 & 7, you can view the 10 posted images that gathered the most 'interactions' from our 1.5K garden railroading fans.

ANNUAL MEETING - SATURDAY MARCH 18 - HILLER AVIATION MUSEUM

Meeting highlights include information about the National Convention in July, unveiling of our revamped website, a Jack Verducci presentation - 'The Ocean Shore RR, reaching the beaches', the annual model & photographic contests, as many as 15 tables of items to buy stuff at bargain prices, door prizes, our live steamers letting of some steam, breakfast, and lunch. Look for announcements about registration and other details later this month via email and in the February T&T.

RANDOM NOTES IN NO PARTICULAR ORDER



When Greg Hile gave up a promising career in major league baseball to pursue a life of creosote and whistles, little did he know how long it would take to fulfill his dream of being a garden railroad club newsletter editor. This past year he also took on the role of scheduling coordinator guy. Greg's a busy dude, and he cried when Vin Scully died, but he wouldn't have it any other way.

So, here are a few items of interest in, of course, no particular order:

1. I hope people enjoyed the opening installment last month of the history of BAGRS at national conventions. It was too lengthy to put into one edition, so next month will conclude with 2006 and 2016. Being much closer in time, there are a lot of photographs to share and it has been quite the adventure putting it together.

2. This month we are featuring *The Best of 2022*, a look back at some favorite images and stories from the past year. Perhaps a more appropriate title would be *Greg's Favorites of 2022*, because it recaps the year largely from my own personal vantage point, but also along with the most popular images from our BAGRS social media pages in Facebook and Instagram. My vantage point will almost certainly be different from your own but hopefully my recollections will trigger yours and we'd love to hear them. Drop me a line and tell us your favorite moments of 2022 and what you're looking forward to moving forward and I'll do some follow-up here.

3. This month also premieres the first *Loco of the Month* installment, featuring Rob Lenicheck and his Uintah Railway engine (just to clarify, even in those situations where it might be difficult to tell, the term *loco* will always refer to the engine and not the builder). Rob does incredible work and is often featured in Henner Meinhold's East Devil Hills Modeling Group column. Check it out!

4. Speaking of which, last month I reported that Henner was hospitalized for some tests. I am happy to say he is out and doing well.

5. Ray Turner is looking for BAGRS members that are running "operations" on their railroads. Operations is running your railroad with a purpose, *e.g.*, running trains on a schedule, or moving freight from industry to industry. If you would be willing to host an operating session for our operations-oriented guests at the National Garden Railway Convention on Sunday, July 9, please let Ray know. At this point Ray is trying to gauge interest. He can be contacted at rayjturner@comcast.net.

6. I have heard from some of our members, and have actually experienced it myself a couple of times, that phony, "phishing" emails requesting emergency money or goods and claiming to be from other BAGRS members have been circulating. If it seems suspicious or strange, it probably is, so be aware and wary.

7. Sad to report the demise of *Steam in the Garden* magazine. Citing rising costs, fewer subscribers, and fewer advertisers, the publication ceased operation as of January 1. I know for a fact that at least some inquiries were made to the publisher about taking over the operation but there was no response.

8. Oh, did I mention that BAGRS is hosting a national convention next, wait, this year? Sounds like a good excuse to play with trains.

LOCO OF THE MONTH

This is a new column for T&T. We will feature engines that are special in some way. They may be scratch built or modified in such a way that they are special. We welcome submissions that come with one or more high quality images and brief details about what makes them special. We are delighted to launch the column with this **Rob Lenicheck** loco but don't expect all of our 'Locos of the Month' to reflect quite this level of investment & expertise!



Rob writes about this amazing loco:

The prototype of this engine ran on the Uintah Railway, a 3 foot, narrow-gauge line which ran from Mack, Colorado and into the Uintah mountains of Utah. The line supported the mining of Gilsonite which is a tar-like material used in many products such as in asphalt. The line used grades up to 7%, along with tight curves. Hence, the two engines of this design, which were built by Baldwin, had side tanks to improve track adhesion.

This model was completed in early 2022 and took about 2 years to build. The design is, for the most part, drawn up in Fusion 360, a 3D Computer Aided Design program. Many design challenges arose from the 2-6-6-2 configuration. The prototype of the engine was coal-fired, as is this live steam model. It is built to 1:20:3 scale and has correct, working Walshaerts valve gear.

The model is completely scratch built, including a copper boiler designed to burn coal, powering all the running gear, and all the accessories to support a coal engine, including an axle pump, water holding side tanks, safety throttle and more. Some complex parts not available commercially were designed and printed by Shapeways who 3D-printed them in steel or brass.

This loco is stunning, Rob! I hope to see it operating because I will never build a loco like this. I will stick to my plants, landscaping, trackside sounds and BS backstory as the setting for my largely unmodified, battery powered locos. That's the beauty our hobby: variety, making each garden railroad unique! Thank you for sharing, Rob. Cheers, Mick

TOP POSTS ON BAGRS SOCIAL MEDIA 2022

These are the 10 posts that got the highest number of positive interactions, mainly 'likes', on our Instagram & Facebook channels. On average our daily posts get 75 'likes', while these images received 200 to 500 'likes', and averaged 289!



The Schade Line ME : Image Eric Schade



The Ellicock Line in New Zealand: Image Dean Ellicock



The Viggiano Line NJ: Image Shawn Viggiano



The Lee-Baker Line OR: Image Gary Lee



The Park-Child BAGRS Line: Image Paul Nolan



The Mayes Line CO: Image Mick Spilsbury

The top 4 posts are on the next page.

TOP POSTS 2022

The 4 most liked posts : The 300+ Club



The Dunlap Line CO : Image Mick Spilsbury



BAGRS Steamers @ Makers Fair: Image John Rhoadarmer



Don Watters BAGRS Line: Image Russ Miller



BAGRS @ Golden Gate Park: Image Russ Miller

If you would like to see if your railroad and/or image can be a 2023 Top Post, send images to president@BAGRS.org

- ◇ Images should be high resolution (we can handle images up to 25 MB)
- ◇ Be sure to share the names of both the railroad owner and the photographer

YouTube


We are now also publishing videos on YouTube and are looking for BAGRS videos

- ◇ 2 to 5 minutes long
- ◇ Displaying name of railroad
- ◇ Without commentary or voices
- ◇ With/without music (which we can add)

YouTube

Videos of Convention Open RRs would be particularly welcome!

YouTube



This video features 12 BAGRS RRs like Ken Brody's Line

NEWSLETTER SHARING

BAGRS has a policy of reciprocal sharing of newsletters with the following garden railway clubs. We do not share private member information such as home addresses or tour information without the express permission of the particular member.

[Central California Coast GRS](#)

[Rose City GRS](#)

[Denver GRS](#)

[Sacramento Valley GRS](#)

[Gold Coast GRS](#)

[San Diego GRS](#)

[Orange County GRS](#)

[Santa Clarita Valley GRC](#)

[Puget Sound GRS](#)

[The Garden Whistle](#)

[Redwood Empire GRS](#)

MEET YOUR BAGRS DIRECTORS



Channing was born and raised in the East Bay. After graduating with a computer science degree from UC Berkeley, he worked many years in software development before joining Accucraft Trains in 2015 to manage product development overseas and later sales and marketing in the US.

During his time at Accucraft, Channing also promoted the model train hobby through his YouTube Channel, "Steamaholic." He enjoyed teaching how live steam locomotives worked to new enthusiasts. His interests outside of model trains include playing golf, cooking new dishes, attending music concerts, and traveling.

FEATURED ARTICLE

The Best of 2022



We have a number of very talented model builders around here and Jim Rowson ranks among the best. Having graced the pages of *T&T* twice now with feature articles, Jim's Durango & Jasper Railtruck build appeared in the January 2022 edition. Actually, this photo didn't appear, but the opposite side did, sort of like the backside of water on Disneyland's Jungle Cruise ride. Either way you look at it, it's a fantastic piece of work. You'll be able to see both sides, along with the rest of Jim's layout, at the convention come July.



BAGRS also has no shortage of historians or storytellers, either. Some are accurate depictions of a time long past, such as Jack Verducci's Annual Meeting talk in March on the San Francisco State Belt Railroad (this photo showing the Embarcadero at Chestnut and Francisco Streets circa 1939), while others lean more on, shall we say, story than history, but all of them are entertaining and further our enjoyment of garden railroading. Expect to see more of both in the future, as well as a clinic at the convention on how to create your own histories and stories.



About as organized as you'll ever see a bunch of train peeps, everyone's eyes are focused straight ahead at Rob Lenicheck and his Annual Meeting presentation, except for the guy in the front row looking at his iPad. Expect to see this kind of scene repeated at Annual Meeting in March this year, including the guy in the front row looking at his iPad.



The BAGRS Roving RR served as an ambassador for many years but sadly came to the end of the line. Thanks to Nancy Norris for spearheading the initial development and to everyone who played a role in maintaining it, transporting it, and storing it over the years.



The conductor on the train I took to the Denver convention absolutely insisted that I take this photo outside the Glenwood Springs, Colorado station. He even reviewed it to see if it met his expectations—which it apparently did because he let me back on the train. Personally, it's not bad as photos go but certainly not my best work.



One of my favorite moments of the entire year was being a fly on the wall as these two icons held forth in John's workshop back in August. Both Jack Verducci and John LaBarbara will open their layouts for the convention later this year.



This was my favorite layout in Denver because the terrain was so similar to my layout at the time and I really wanted to spend some time taking photographs and talking with the owner. Unfortunately, it didn't work out that way.. I had injured my shoulder at the BBQ on Monday night and it took several days for the Denver area Kaiser Permanente system to respond to my pleas for care, I had just about given up on them ever calling me when they did—at the exact moment I was walking into this backyard. I was told I may have severe damage to the shoulder and was ditrrected to the nearest Kaiser emergency room, which turned about to be less than a mile away. So I grabbed a couple photographs, never got to talk to the owner, and rushed over to the ER where they took an x-ray, gave me a sling and some pain meds and sent me back to California for follow-up.



Richard Murray says that Russ Miller likes his Accucraft Shay as much as his sun glasses. Shown here at Roaring Camp over Father's Day, I'd say it's a close call but the Shay is probably a lot more fun. As our esteemed immediate past president and the chair of the NGRC 2023 convention, not to mention an extremely hectic work schedule at Tap Plastics during the pandemic, Russ has his hands full but will be open during the convention. He also makes a pretty mean pot of chili.

Dave Frediani is one of our contributing columnists, and produces some mighty fine work from his home in Sonora. Dave kept submitting potential articles for the newsletter until finally I said to him, "Dave, why don't I just give you a regular column," to which he replied, "Yeah, I think I could do that," and the rest is history.

Pretty darn impressive workshop, too.



Bob Burrill's Streamliner series was a hit, at the Annual Meeting, in the pages of the June *T&T*, and at his layout open house. Bob's Milpitas layout will be open for NGRC 2023.



Love this place! There is a hotel inside the Denver train station and I'll spend the night there some day ...

BAY AREA GARDEN RAILWAY SOCIETY
presents the **5th Annual Garden Railway Convention**
August 17 - 20, 1989
Concord Sheraton Hotel, Concord, California

- Convention Activities:** Dealers and Manufacturers displays, a wide variety of workshops and clinics (skill house miniatures and gardening shows, garden railway subjects, tours of northern garden railways, among having appeared in Garden Railways Magazine), door prizes, and more.
- Don't miss this opportunity for a great family vacation in the San Francisco Bay Area.** Add these activities to your itinerary if you're planning an extended stay in the San Francisco Bay Area. The Concord Sheraton Hotel will extend low association rates (before prior to and after the convention to make your vacation comfortable and enjoyable).
- Highway and Family Activities in San Francisco:** Golden Gate Bridge, China Town, Cable Cars, Fisherman's Wharf, Marin Headlands, Fort Point, Golden Gate Park (zoo, aquarium, museum, Japanese Gardens), BART, service from Concord to San Francisco and east bay, and more.
- Family Activities within easy drive of Concord:** Marine World, Santa Cruz Beach Boardwalk (daily swimming, roller coaster on a west coast beach boardwalk), Great America, Napa Valley wine country (many wineries per each town in Napa), and more parks and events, Pacific Coast beaches, Silver Gulch Country (golf, driveway site, and another lake golf driving area), lots of great restaurants, and much more.
- Other Railroad Activities:** Sacramento Railroad Museum in Old Town Sacramento (site of the western terminus of the transcontinental railroad), Bearings Camp (Steam Railroad, Sierra Steam Railroad, Golden Gate Live Steamers, and more).

Don't be a Slow Poke! Register early and avoid the rush. Limited room space and we expect a sell out! FREE gift for early registrations.

For information send long SASE to: **Garden Railway Convention**, 2000 Clayton Rd., Suite B-105-A, Concord, CA 94519. Dealers and manufacturers write for complete registration information.

May 1989 15

9TH NATIONAL GARDEN RAILWAY CONVENTION
JULY 5 THRU 11, 1993
FIND OUT HOW YOU CAN SEE MORE THAN 70 GARDEN RAILWAY LAYOUTS IN CALIFORNIA'S GOLD COUNTRY — REDWOOD EMPIRE — SAN FRANCISCO BAY AREA WITH GREAT TRANSPORTATION AND YOUR COMFORT IN MIND

LEARN HOW YOU CAN ATTEND ALL OF THE SPECIAL EVENTS AT THE **California State Railroad Museum & Santa Clara Convention Center**

FIND OUT ALL ABOUT THE LARGEST GARDEN RAILWAY CONVENTION EVER. CALL OR WRITE FOR YOUR FREE 6 PAGE BROCHURE TODAY!

9th National Garden Railway Convention
1777 Hamilton Avenue, Suite 106
San Jose, CA 95125
(408) 371-7472

Copyright © 1993 by Garden Railway Society. All rights reserved. No part of this publication may be reproduced without the written permission of the publisher.

14TH NATIONAL GARDEN RAILWAY CONVENTION & TRADE SHOW
SANTA CLARA CONVENTION CENTER SANTA CLARA, CALIFORNIA
JULY 7-12, 1998

- Activities:** Crafts, Displays, Exhibits & Train Exhibits
- BAGRS:** See Cream Decant Function and Social
- EAA Train:** Ready, Set, and Social
- Garden Railway:** Train - Over 100 Models
- Children's:** Events and Activities Room
- BAGRS Live Steamers:** Mobile Group
- BAGRS Model Locomotives:** Space For Model Locomotives
- 3000 Model of Road Road:** "Road Wheels & Lights"

14th National Garden Railway Convention & Trade Show
14th National Garden Railway Convention
1777 Hamilton Ave., Suite 106 - San Jose, CA 95125
Email: convention@gardenrailway.org Web: www.gardenrailway.org Fax: (408) 371-7472
Garden Railway Society & Con. Office - Hours of Social Club - San Jose - (408) 371-7472
Convention Registration - San Francisco - (408) 371-7472

The posters for the first three BAGRS-sponsored national conventions, as told in the December edition. Next month, stories from the 2009 and 2016 conventions.

Unfortunately, there isn't always room to publish every submission in *Trellis & Trestle* no matter how worthy or compelling the item might be. That's where our other BAGRS social media outlets come in. Fortunately, these four images from Richard and Melinda Murray's Greenhills layout in Millbrae are on the BAGRS Instagram page, and, even better, will be open at NGRC 2023.



I found this old photo in the BAGRS newsletter archives (yes, we actually do have one, which will be revived with the newly revised BAGRS website). It took a little bit of work to restore the photo but thanks to some expert digital retouching work from the best photographer I know—daughter Lindsay Baca of Portland, Oregon—it came out pretty well.

Jim retired in October and I had a blast reviewing his long-time career as a train-focused media expert.



Being a Disney aficionado is not a requirement for BAGRS membership (I checked just to be sure), but it certainly helps to fit in. I grew up in Orange County and first visited Disneyland on my fourth birthday in 1960. A couple of my grandchildren were at DisneyWorld before they were eating solid food, so the family and I know a thing or two about the Magic Kingdom. Yet it never ceases to amaze me how Bill Ralph and his postcard collection is able to rekindle old memories of those days gone by, like the Disneyland Omnibus postcard from July.

So one day I asked him where he got all them stories and postcards, which led to his story, told in September. You'll also want to visit his Porcupine Gulch layout at the convention, too.





One of my favorite layout tours of the year was August in Santa Cruz, in no small part due to an advance look at Trevor Park and Eric Child's Fern Creek & Western RR featured in the August issue. I've asked Trevor to follow up with a pre-construction story about the design process.

One of the many group photos from Richard Murray's All Steamed Up columns. Live Steam is a major component of the BAGRS community, so prominent, in fact, that some of Henner Meinhold's German buddies didn't believe him when he bragged about the size of our live steam community,, but Richard and I "had the receipts," as some people like to say, and we sent off the proof to Henner.



Pass The Pickle

Happy New Year's to All!


A few years back my friend Bart asked if I would build him a pickle car in 7/8 scale that would match all the other two axle cars that I had built him in the past. Of course, I said yes, even though I had never seen one before.

After doing a little research I found that Aristocraft had actually offered one in G scale, a Heinz Pickle Car. The car had been built on a four axle flat car. After looking over my options it was a go.

It would be built using an Accucraft 1:20.3 short two axle flat car to start with. I would convert the flat car to 7/8 scale, as I did in the April 2022 article in *Trellis & Trestle*. The car would end up being 4 and 13/16" wide by 8 and 11/16" long. The conversion of the flat car would consist mostly of 1/8" styrene with 7/8 scale couplers, from Ozark Miniatures.



All the outside bracing would be built of #189 strips from Evergreen Scale Models polystyrene.



As for the pickle tanks, they ended up being two 3" PVC couplers, with the measurements of 3 and ½" diameter and 3" tall.

I glued a rounded piece of 1/8" styrene to the bottom of each tank and sanded them to fit; no need to put a top piece of styrene as the tops will be hidden by the roof that will be installed later on.

After the bottoms of the tanks are installed, I planked the tanks with 1/16" x ¼" wooden strips from Hobby Lobby. I used super glue to hold them in place.

Next I used three .032 x ¼" brass bands on each tank, from K&S Precision metals, to rap around each tank, making sure that they fit good and tight with a little step bend on one end of each band to allow each band to over lap about a ¼" so that you can drill a small hole to hold them tight.




After centering the two tanks on the deck of the flat car, I drilled a small hole in the center of each tank bottom and then screwed the tanks to the deck of the car.

With the tanks now in place, its time to install all the outside bracing. With all the outside bracing in place, I then used a piece of 1/8" styrene for the roof, but before I installed the roof I simulated wood planking on the roof and then etched it to simulate wood grain.

I then added 7/8 scale handrails from Ozark Miniatures and placed two tank lids over the center of each tank.





EAST DEVIL HILLS MODELING GROUP

Formerly of Fremont, California, Henner Meinhold now resides in Berlin, Germany. Like clockwork, Henner always submits his monthly contribution on time, although sometimes it is German time he's working with. The East Devil Hills Modeling Group meets regularly to create, collaborate, and share incredibly-machined models.

Two magnificent scratch builds came to a close this month. One of them is Bill's butane-fired Weyerhaeuser Mallet. The loco has Bill's proven boiler design with a half-dry firebox and a ceramic burner:



The other one is Rob Lenicheck's coal-fired Uintah Mallet. Here is a photo of this very impressive engine on Richard & Melinda's layout. Unfortunately I have only this one picture of the loco [**editor's note:** another, cropped version of this photo can be found on Page 5 celebrating the inaugural choice as Loco of the Month] but I hope to get some more for the next issue of *T&T*:

Congratulation to Bill and Rob for another great achievement!


Marc Horovitz continued with his Pechot-Bourdon. This loco has a huge dome inside the cab. He faithfully reproduced this feature including the flange, where he substituted a row of bolts with rivets:



The rivet holes were marked with a center drill on a rotating table and then drilled through.





There is an old saying that the Mamod loco is the most expensive live steamer ever ;-). You buy it cheap and then you start modifying it and add parts. Bill Mansell's loco is no exception. He built a new boiler and added butane firing:



Now two projects based on Roundhouse parts:

The first one (next page, on the left) is Mike Martin's "James", which he recently painted all black with shiny brass parts. It has a very distinctive British look:



The second one (above, on the right) is the coal-fired "Amy" kit by Roundhouse with a boiler from Riverdale. As I mentioned last time, it belongs to my son who "outsourced" the build to me. I have since folded and soldered all body parts and will soon begin final assembly.



The backhead with the fire door.



I also practiced making tiny parts with my CNC mill. These are crank pins for an H0 loco cut out of a slice of nickel silver (not yet deburred)

I wish you all a healthy 2023 and hopefully we will have peace in the Ukraine.
Henner

MEMBERSHIP INFORMATION

BAGRS BOARD AND CONTACTS

POSITION	NAME	EMAIL ADDRESS
President:	Mick Spilsbury	president@bagrs.org
Vice President:	Channing Cheng	marketing@bagrs.org
Secretary	Lynn Gerber	secretary@bagrs.org
Treasurer	Larry Silverman	treasurer@bagrs.org
At-large board member	Ray Turner	membership@bagrs.org
At-large board member	Greg Hile	greghile@outlook.com
At-large board member	Richard Murray	steamer060@sbcglobal.net
Scheduling Coordinator	Greg Hile	openhouse@bagrs.org
Live Steamers	Richard Murray	steamer060@sbcglobal.net
Membership	Ray Turner	membership@bagrs.org
Newsletter	Greg Hile	newsletter@bagrs.org

BAGRS DISTRICT SUPERINTENDENTS

Golden Gate	Ken Brody
East Bay	Bill Ralph
North Peninsula & San Francisco	Don Watters
Mid-Peninsula	Don Watters
Tri-Valley	Jim Rowson
Diablo Valley	David Mease
Sunnyvale & Santa Clara	Mike Paterson
San Jose/Milpitas	Michael Laine
Santa Cruz & Monterey Counties	Trevor Park
South Santa Clara & San Benito Counties	Nigel Mallinson
Members Outside BAGRS Districts	Nancy Norris

January 8, 2023	BAGRS Board of Directors meeting	Zoom
March 18, 2023	BAGRS Annual Meeting	Hiller Aviation Museum
July 1-8, 2023	38th NGRC	Santa Clara and Beyond

NEW MEMBERS

Coming soon!

A new feature of *Trellis & Trestle* with recognition and profiles of new BAGRS members, along with other membership data.

At the present time, there are 309 members, mostly right here in the Bay Area but also spread out around the world.

BAGRS RESOURCES

NEED A BAGRS NAME BADGE?

Send a \$15 check, payable to BAGRS, for each badge ordered. Be sure to print the name(s) and City(s) for the badge(s) clearly. Send to: BAGRS Member Badges, 210 Friar Way, Campbell, CA 95008

BAGRS FOR SALE BY MEMBERS

List items you have for sale or items you want. You'll find it in the middle of the "Members Section" menu on our website, bags.org. Log in is required.

BAGRS ONLINE PHOTO AND VIDEO LIBRARY

Many photos & videos are hosted at: <https://photos.google.com>

Click on "Go to Google Photos", if offered.

Login with this email and password: BAGRSvideos@gmail.com BestClub4014

The upper-left corner has a pull-down menu to select ALBUMS. Then click on the album of interest.



TRELLIS AND TRESTLE

Copyright ©2023 Bay Area Garden Railway Society. *Trellis & Trestle* is published monthly. Submissions are encouraged. Please contact the editor for further information. We reserve the right to edit for length, clarity, and content.

Editor: Gregory Hile
Assistant Editor/Copyediting: Noëlla Simmons
Regular Contributors: David Frediani, Henner Meinhold,
Richard Murray, Bill Ralph, Mick Spilsbury

JOIN US AT:
BAGRS.ORG **FACEBOOK** **INSTAGRAM**